

SPEAKING PART 1

1 Listen to Maria answering the questions.
Does she use full sentences in her answers?

- 1 What's your name?
- 2 What's your surname?
- 3 Where do you come from?
- 4 Do you work, or are you a student?

2 Listen to Maria answering more questions.
Notice how she adds extra information.

- 1 What did you do yesterday evening?
- 2 Do you think that English will be useful to you in the future?
- 3 Tell us about a place you would like to visit in the future.
- 4 Can you describe your house or flat?
- 5 What do you enjoy doing in your free time?

KEY LANGUAGE AND IDEAS FOR PERSONAL QUESTIONS

Use frequency adverbs to talk about habits and routines:

*I usually have breakfast ...
I often watch TV ...*

Use the past simple and time expressions to talk about the past:

*Yesterday I watched ...
Last weekend I visited ...*

Use *be going to* and time expressions to talk about future plans:

Next summer, I'm going to travel to ...

Talk about future hopes:

*I'd like to visit ...
I want to get a job ...
I hope I'll work ...*

Add extra information: *Actually* and *Also*

Add contrasting information: *but* ...

Add reasons and results: *because* *so* *That's why* ...

**Add examples: *For example*, ...
For instance, ...**

3 Complete Maria's answers with the words in the box. Listen again and check.

actually also and because
but for example often so

- 1 I watch films with my friends.
- 2 I hope I'll travel to different countries with my job, I'm sure I will need English.
- 3 I'd love to go to New York one day it looks like such an exciting city.
- 4, my uncle lives there.
- 5 The kitchen is very small, the living room is quite big.
- 6, it's got a balcony.
- 7 I'm quite into sport, I do quite a lot of sport in my free time.
- 8, I sometimes go running in the evenings.

4 Complete the table with the time expressions from the box.



always last night last weekend
next weekend sometimes tomorrow
tonight usually when I was younger

present simple	past simple	be going to

5 Match the questions (1–5) with the answers (A–E). Then choose one extra piece of information (F–J) to add to each answer. Listen and check.

- | | |
|--|--|
| 1 Tell us about your English teacher. | A My home town is Barcelona. |
| 2 Would you like to live in a different country? | B His name's Mr Adam. |
| 3 Can you tell us about your home town? | C On Saturday I played football. |
| 4 How do you usually travel to school or work? | D I wouldn't like to for long. |
| 5 What did you do last weekend? | E I usually catch the bus. |

- F** It's on the coast.
G We usually have a match every Saturday.
H I'd miss my family and friends at home.
I He's really funny.
J I'd prefer to walk.

6 How does the student introduce extra information? Complete the sentences. Listen again and check.

- I like him he always makes our lessons interesting.
- I'd like to visit different countries, the United States or maybe Australia.
- There are lots of beautiful buildings are very famous.
- I'd prefer to walk, it's too far for me.
- We usually have a match every Saturday., we didn't win last week.

7 Practise answering the questions. Use a range of tenses, and add extra information.


- What's your name?
- What's your surname?
- Where do you come from?
- Do you work, or are you a student?

- What did you do yesterday evening?
- Do you think that English will be useful to you in the future?
- Tell us about a place you would like to visit in the future.
- Can you describe your house or flat?

- What do you enjoy doing in your free time?
- Tell us about your English teacher.
- Would you like to live in a different country?
- Can you tell us about your home town?
- How do you usually travel to school or work?
- What did you do last weekend?



SPEAKING PART 2

 **1** Listen to Pablo describing a photo. What guesses does he make?

KEY LANGUAGE AND IDEAS FOR DESCRIBING A PHOTO

Say what you can see:

The picture shows ... I can see ... There's a ...

There are some ... but you can't see ... She's got ... He has ...

Describe where things are in the picture:

*at the front in the background on the left on the right in the middle
behind in front of next to*

Use the present continuous:

He's wearing ... She's running ...

Talk about the people:

tall, long / short hair young old

Talk about the place:

indoors outdoors attractive comfortable safe

Talk about the weather:

sunny cloudy wet

When you don't know the word for something:

It's a kind of ... It looks like a ...

Make guesses:


*He looks like ... He seems to be ... I guess he's probably ... I think maybe ...
It might be ...*



2 Look at the photo. Choose the correct words in *italics* to describe where the people are.



- 1 There are two young women *at the front / in the background* of the picture.
- 2 There's an old man with a beard on the *right / left*.
- 3 There's a young couple on the *left / right*, further back in the bus.
- 4 You can see someone's legs *behind / next to* the old man, but you can't see their face.
- 5 *In the background / At the front*, you can see a man standing up.

 **3** Look at the photo again. Complete the sentences with the correct present continuous form of the verbs in brackets. Listen and check.


- 1 The picture shows some people who (travel) by bus.
- 2 They (smile).
- 3 One woman (show) the other one something on her phone.
- 4 The older man on the right (look) forwards. Maybe he (think) about where to get off the bus.
- 5 In the background, there's a man who (stand) up. I think he (talk) to another passenger.

4 Look at the photo. Complete the sentences with words from the box.



guess looks might probably seem

- 1 I think the people are father and son.
- 2 They be watching TV.
- 3 They're eating something from a box. It like pizza.
- 4 They to be quite relaxed.
- 5 I they're probably having a relaxing evening at home.


 **5** Look at the photo again. Practise describing it. Then listen and compare your ideas.

6 Practise describing the photos below and on page 7.





SPEAKING PART 3

-  **1** Listen to two students doing the task below. Do they talk about all the options?
07 Which present do they agree on?

It is your friend's birthday soon, and you would like to buy her a present. Here are some ideas. Talk together about the different presents you could buy, and say which would be the most suitable.



KEY LANGUAGE AND IDEAS FOR DISCUSSING OPTIONS

Making suggestions:

What about ... ? What do you think about ... ? Would ... be a good idea?

Responding to suggestions:

That's a great idea. Yes, good idea. I'm not sure.

Giving your opinion:

I think ... In my opinion, ...

Asking someone's opinion:

What do you think? Do you agree?

Agreeing:

That's true. I agree (with you). Yes, I think you're right. OK, so ...

Disagreeing:

I don't agree with you because ... I'm not sure about that because ...

Considering alternatives:

... might be a better choice. What if we ... ?

Reaching agreement:

It's time to decide. Are you OK with that? We'll go for that one, then.

07 **2** Complete the discussion with words from the box. Then listen again and check.

agree go idea OK opinion so sure think

A: What do you ¹ about that idea?
B: I'm not ²
 It's difficult to choose a book for someone else.
A: I ³ with you. And I don't think flowers are a good idea, because they're a bit boring in my ⁴
B: Would a T-shirt be a good ⁵? Most people wear T-shirts.
A: Well, I don't really like it when people buy me clothes, because I prefer to choose them myself.
A: OK, ⁶ not a T-shirt.
B: Maybe we should choose the cinema tickets. Are you ⁷ with that?
A: Yes, good idea. We'll ⁸ for that one, then.

3 Match the beginnings and endings of the sentences.

- | | |
|------------------------|------------------------------|
| 1 That's a | A agree with you. |
| 2 Do you | B be a better choice. |
| 3 I don't | C to decide. |
| 4 Flowers might | D great idea. |
| 5 It's time | E you're right. |
| 6 Yes, I think | F agree? |

08 **4** Work in pairs. Do the task below. Then listen and compare your ideas.

Two friends are discussing how their class should celebrate the end of exams. Here are some ideas. Talk together about the different ideas and say which would be the most fun.



SPEAKING PART 4

1 Listen to two students answering the questions. Which things in the box do they do?

- 1 Who do you most enjoy buying presents for?
- 2 Which people in your family are the most difficult to choose presents for?
- 3 Do you like receiving money instead of presents?

give reasons for their answers
interrupt each other
ask for each other's opinions
disagree with each other
use an expression to allow time to think about the answer

KEY LANGUAGE AND IDEAS FOR DISCUSSING IDEAS

Talking about likes / dislikes / preferences:

I like / love + -ing I prefer to ... I enjoy ...

Talking about habits:

I sometimes / usually / always ...

Giving your opinion:

I think ... In my opinion, ...

Asking someone's opinion:

What do you think? Do you agree?

Agreeing:

That's true. I agree with you. Yes, I think you're right.

Disagreeing

I don't agree with you because ...

I'm not sure about that because ...

Giving yourself time to think:

That's an interesting question.

That's a difficult question. Let me see.

2 Choose the correct words in *italics*.

- 1 I enjoy *to buy / buying* things for my nephew.
- 2 It *sometimes is / is sometimes* nice to receive money.
- 3 I *usually get / get usually* money from three or four relatives.
- 4 I prefer *get / to get* money from people who don't know me very well.
- 5 I love *get / getting* presents.

3 Complete the dialogues with phrases from the box.

Do you agree	That's an interesting question
That's true	What do you think

- A:** I think surprise presents are the best presents.
¹
- B:** Yes, I do. I love opening presents when I have no idea what they are!
- A:** I think money is sometimes the most useful present to get.
- B:** ² Because then you can use it to buy something you really need.
- A:** In my opinion, men are the most difficult people to buy presents for.
³
- B:** Yes, I think you're right. I never know what to buy for my dad or my uncle.
- A:** Do you think that some people spend too much money on presents?
- B:** Hmm. ⁴ I think most people spend as much as they can afford.

4 Work in pairs. Discuss these questions together.

- 1 Would you like to have more social events with your class?
- 2 Do you think watching sports events can be more fun than taking part?
- 3 Do you prefer cooking a meal for friends or eating out in a restaurant?

5 Listen and compare your ideas.